NAMUR INTERFACE SOLENOID VALVE PILOT OPERATED
CONVERTIBLE - FIVE OR THREE WAY

CODICE ABBREVIATO / SHORT CODE

D50.Ex / D51.Ex
D52.Ex / D53.Ex

GENERAL DESCRIPTION / APPLICATIONS / DIMENSIONS (millimeters)

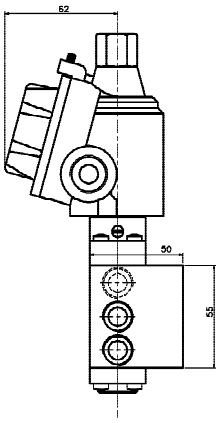

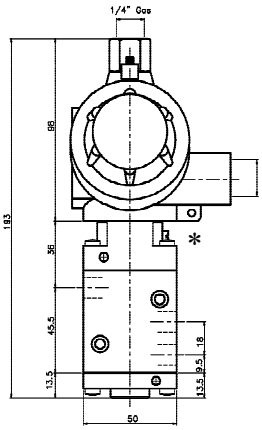

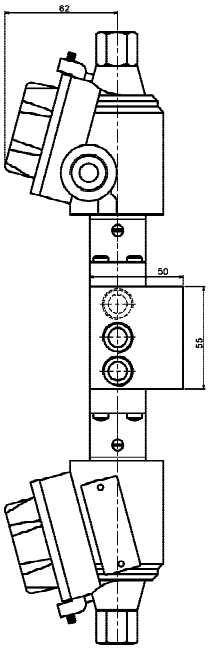

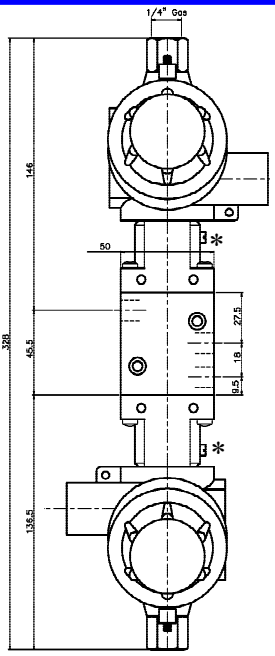

* Optional Manual Operator

Convertible five or three ways solenoid valve with NAMUR interface, pilot operated, two and three positions, monostabile or bistable.

Suitable for gaseous media. Model for liquid media available upon request(4).

Stainless steel internal parts. Stainless steel spring.
360° degrees orientable solenoid. Mountable in any position.

ELECTRICAL SPECIFICATIONS

Light alloy explosion-proof "Ex-d" (EN60079-1) solenoid housing. Electrical and mechanical parts certified according to 2014/34/UE ("ATEX") directive, suitable to control the flow of inert and/or flammable gases or liquids. Internal and external anti-twist ground connecting screws. Inside terminal board suitable for cable up to 2,5 mm².

cable entry threaded:	1/2" Gk UNI-6125 (standard) 1/2" NPT, ISO M20x1.5 (available upon request)
protection class:	IP-67
Ex protection class:	Ex-d II 1G/2GDc (IIB o IIC)
Temperature class:	T6 or T5 (t.amb -20 ÷ +40 °C) T5 or T4 (t.amb -20 ÷ +60 °C) upon request. T5 or T4 (t.amb -60 ÷ +60 °C) upon request(1)
Coil insulation class:	F (155°C) - H (180°C) upon request.
Winding wire class:	H (180°C).
Duty:	Continuous (S.I.) 100% ED
Power consumption:	Alternate current 11VA (inrush 28VA). Direct current 11W.
Tolleranza tensione:	± 10% (standard) others available upon request
Voltage tolerance:	± 10%
Insulation:	>1000 MOhm
Dielectrical Strength:	>2000 V/1'
Standard voltages DC=(2) o AC~(50/60Hz):	12, 24, 48, 110, 115, 125, 220, 240 Volt other voltages available upon request.

OPERATION AND AVAILABLE CONFIGURATIONS

D50.D - Single Solenoid Monostable

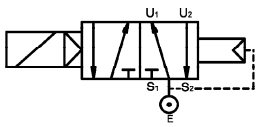

D50.D 3/2 N.C.

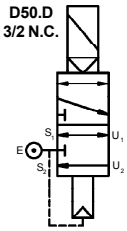

D50.D 3/2 N.O.

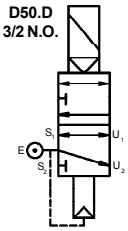

D51.D - 5/2 Double solenoid bistable

D51.D - 3/2 double solenoid bistable

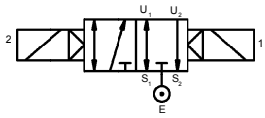

D52.D - 5/3 Double solenoid bistable, closed centers.

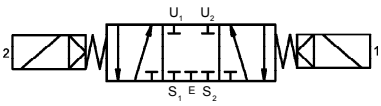

D53.D - 5/3 Double solenoid bistable, open centers.

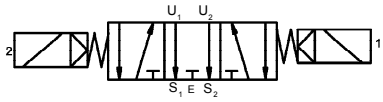

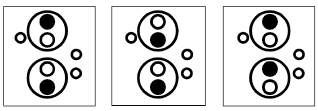

5/2 - 5/3 3/2 N.C. 3/2 N.O.

5 to 3 way convertion can be done changing the position of the dowels on the output of the solenoid valve base, accordling to the above schematic

○ OPEN ● CLOSE

SPECIFICATIONS AND AVAILABLE OPTIONS

MODEL							ORIFICE DIAMETER mm	PRESSURES IN BAR				Flow factor kv (liters/min.')	WEIGHT Kg.
								BODY RATING	MIN./MAX. OPERATING DIFFERENTIAL PRESSURE				
	a		b	c	d	e			MIN.	MAX. AC~	MAX. DC=		
D 5 0		7 0					7	10	3	10	10	12.5	1.2
D 5 1		7 0					7	10	3	10	10	12.5	1.5
D 5 2		7 0					7	10	3	10	10	12.5	1.5
D 5 3		7 0					7	10	3	10	10	12.5	1.5

suffix (options available upon request): (1) "/LT" (low t.amb. certificate), (2) "/V" (spike suppressor) , (3) "/AP" (High pressure version)- (4) "/H2O" (for water).

a Body material	b Port size	c Seals material	d Protection class	e Optional features
T Brass. N Nickel-plated brass	C 1/4" GAS D 1/4" NPT	0 Buna N 1 FPM 7 HNBR	B Ex-d IIB C Ex-d IIC	X Stable Manual operator.

Rev. W1-ENG 2016

Le caratteristiche possono subire variazioni senza preavviso / Characteristics may change without notice.

Nadi srl - Via Risorgimento 10 - 20017 Mazzo di RHO (MI) - Italy Tel. +39 02 93900686 - Fax +39 02 93900714 - Internet: www.nadi.it e-mail: nadi@nadi.it